

GCSE

# Success at writing

ACTIVITY  
PACK

# Contents

Introduction .....	004
Teaching notes .....	005

## Foundation tier

### Describing a photo (Foundation question 1)

Getting started .....	007
Tackling the question .....	011
Exam practice .....	015
Reflect and review .....	021
Answers .....	022

### 40 word task (Foundation question 2)

Getting started .....	025
Tackling the question .....	030
Exam practice .....	035
Reflect and review .....	040
Answers .....	041

### Translation sentences (Foundation question 3)

Getting started .....	045
Tackling the question .....	049
Exam practice .....	052
Reflect and review .....	057
Answers .....	058

## Foundation and Higher tiers

### 90 word task (Foundation question 4 and Higher question 1)

Getting started .....	062
Tackling the question.....	068
Exam practice .....	074
Reflect and review .....	078
Answers .....	079

**Higher tier**

**150 word task (Higher question 2)**

---

Getting started .....	083
Tackling the question.....	089
Exam practice .....	094
Reflect and review .....	100
Answers .....	101

**Translation passage (Higher question 3)**

---

Getting started .....	106
Tackling the question.....	110
Exam practice .....	113
Reflect and review .....	116
Answers .....	117

# Introduction

This GCSE pack is designed to prepare students for their Spanish writing exam. It can be used as a teaching resource to dip into throughout the GCSE course or as a revision tool in the run-up to the exam.

The pack has been specifically written for use with the AQA specification for GCSE Spanish, although it will also be relevant to the Edexcel and Eduqas exam boards, as many of the tasks are similar if not identical. The activities and ideas will help students develop confidence and accuracy in preparing for the written and translation elements of the exam.

You will find separate sections for each of the Foundation and Higher questions in the AQA GCSE writing exam, as outlined in the teaching notes on the next page (with the 90 word 'cross-over' question being identical for both tiers).

The worksheets and example questions cover a wide range of topics from the three themes:

1. Identity and culture
2. Local, national, international and global areas of interest
3. Current and future study and employment.

This pack is Teachit Languages' take on what will be helpful to your students in the written exam. Please note that none of the sample questions or suggested answers have been created or endorsed by AQA.

## Acknowledgements

**Our thanks go to our contributing writer, Carol Bennell.**

Carol has been teaching French and German for over twenty years and has been a contributor for Teachit Languages since 2016. She is an experienced examiner for AQA's GCSE writing exam and is currently completing a Masters in German translation whilst continuing to teach part-time.





# Teaching notes

Each of the questions in the Foundation and Higher writing exams has its own, dedicated section of this pack (with the 90 word question being the cross-over task).

This enables very effective and targeted differentiation for your students, and allows them to focus on the particular areas they personally need to improve.

## Overview and marks

### The Foundation writing exam consists of four questions:

1. A photo description task (four sentences)
  - 8 marks (marked for communication only)
2. A 40 word paragraph in response to four bullet points
  - 16 marks (10 for content and 6 for quality of language)
3. Five sentences to translate into the target language
  - 10 marks (5 for conveying key messages and 5 for grammatical knowledge of language and structures)
4. A 90 word answer in response to four bullet points, with a choice of two tasks
  - 16 marks (10 for content and 6 for quality of language).

### The Higher writing exam consists of three questions:

1. A 90 word answer in response to four bullet points, with a choice of two tasks
  - 16 marks (10 for content and 6 for quality of language)
2. A 150 word answer in response to two bullet points, with a choice of two tasks
  - 32 marks (15 for content, 12 for range of language and 5 for accuracy)
3. A short passage to translate into the target language
  - 12 marks (6 for conveying key messages and 6 for grammatical knowledge of language and structures).

In each section of this pack you'll find a five-part structure:

### 1. Getting started

Here you'll find worksheets and activities to build vocabulary, revise verbs, tenses, time frames and opinions. These are focused on the specific elements that will be most useful to each question.



### 2. Tackling the question

We've created pair work activities to unpick the strategies for each question type, and peer-assessment tasks to help students understand how to pick up more marks.

Please note that the assessment grids in the pack are modelled on the AQA mark schemes, but have been adapted to make them more accessible for students to use.

Where there are marks for both content as well as quality or range of language and accuracy, we have provided assessment grids solely for content. This is to make it easier for students to accurately peer- or self-assess. The marks for quality or range of language, as well as those for accuracy, are still addressed in the activities which are designed to make students aware of how to improve.

You can find full details of the AQA assessment criteria and mark schemes on their website: [www.aqa.org.uk](http://www.aqa.org.uk).



### 3. Exam practice

These are exam-style questions but with some additional support, such as planning grids, to encourage students to tackle the question in the most effective way.



### 4. Reflect and review

This element of the pack consists of a simple one-page quiz designed to enable students to assess what they have understood about each question type and how to pick up most marks.



### 5. Answers

Answers can be found at the end of each section. Please note that written answers are suggestions only rather than models.



### Top tips

Throughout each section you'll also find top tips, which give invaluable advice on how best to tackle each question type to enable students to maximise their marks.



# Describing a photo

## Getting started

### A. Picture some people

Photos often show people. Do you know these words for different people? Write the English in the second column.

Español	Inglés	Español
un hombre		
una mujer		
una persona		
un niño		
un bebé		
un chico		
una chica		
una familia		

- Check your answers on page 22.
- Now try to memorise the Spanish words in the first column.
- Say them out loud, then copy them on some rough paper, looking carefully at the spelling, accents and gender (*un/una*). Note that '*persona*' is always feminine.
- Finally, cover the first column, look at the English words and write the Spanish for them in the third column, from memory.



B. Family and friends

Photos might show family members or friends together. Translate the following sentences.



**Top tips**

Take care with the little words (*un/una/unos/unas/dos/tres* etc.) and remember to add 's' to the plural words.

1. There is a family.

*Hay* .....

2. I see a mum and a dad.

*Veo* .....

3. There are two men.

.....

4. I see some children.

.....

5. There are three friends in the photo.

.....

6. I think that they are a brother and a sister.

.....



**Top tips**

Keep sentences as short as possible for this task. Don't write: '*Hay un profesor con unos alumnos*'. Instead, make two shorter sentences out of this: '*Hay un profesor*' and '*Veo a unos alumnos*'.





### C. Noun storm

Photos usually show places and objects, as well as people. What nouns do you already know in Spanish that might be useful for photos taken in these places? Write them in the boxes below, including *'un/una/unos/unas'*.

<b>En el instituto</b>	<b>En la ciudad</b>	<b>De vacaciones</b>
<b>En el restaurante</b>	<b>En el parque</b>	<b>En una fiesta de cumpleaños</b>

- Swap words with a partner. How many more can you add?
- Use a dictionary or online dictionary to look up some more words for each box.
- Can you find 10 nouns for each box?
- Cover the words and just look at each heading in turn. Write as many words as possible in one minute or test a partner.



**D. What's the weather like?**

Any photo taken outside usually gives some indication of what the weather might be like. Categorise the Spanish weather words into the correct column and add the English meanings.

Hace ... (+ adjective/noun)	Hay ... (+ noun)	Está ... (+ adjective)

Weather words		
niebla	helado	buen tiempo
gris	frío	nieve
sol	nublado	lluvia
viento	calor	mal tiempo

**E. Describe the weather**

Translate the following weather sentences, without looking back at the grid.

- It's hot. ....
- It's raining. ....
- It's sunny. ....
- It's cold. ....
- It's a grey day. ....
- It's a horrible day. ....



## Tackling the question

**Top tips**

It's okay to repeat 'Hay ...' or 'Veo ...' at the start of each sentence, as long as you end each sentence in a different way. Remember that you'll need 'Veo a' if you're writing about people rather than things.

**A. Find four things**

1. Look at the four pictures on the next pages and find four things in each one that you could describe using the Spanish that you already know.

Choose from the following ideas:

People	Place	Activities
Who can you see? Are they a family or friends?	Where is the photo taken? (e.g. <i>Está(n) en un restaurante.</i> )	What are people doing in the photo? (e.g. <i>El hombre está comiendo.</i> )
How many people are there?	What can you see? (e.g. <i>Veo un árbol.</i> )	Do the people like what they are doing? (e.g. <i>A ella le gusta nadar.</i> )
What is one of them wearing? (e.g. <i>Él/Ella lleva ...</i> )	What's the weather like (if outside)?	

2. Work with a partner to write four sentences for each of the following photos.

**Top tips**

The photos in the exam will be black and white, but you could describe the colours if it is possible that your sentence is true, for example '*el autobús es rojo*' or '*veo un pantalon gris*'.



Photo 1



.....  
.....  
.....  
.....

Photo 2



.....  
.....  
.....  
.....

Photo 3



.....  
.....  
.....  
.....



Photo 4



.....

.....

.....

.....

**B. Swap and feed back**

1. Swap sheets with another pair of students. Whose sentences are the best? How can you tell?



**Top tips**

You only get marks for saying what is in the photo, not for what isn't! Avoid using 'No hay ...' for this reason.

2. Here's how to assess this task and understand how to get more marks. Have a go at marking someone else's work, using the grid below to give up to two marks for each sentence.

For each question:

Mark	Communication
2	I can understand the sentence and it's relevant to the photo. It may not be perfect but the message is totally clear.
1	The sentence is relevant to the photo but it's a bit unclear. I have to think about it to work out the message.
0	The sentence doesn't relate to the photo and/or I can't understand it or it's not in Spanish.



- 3. Give your feedback to your partner and ask for some feedback about your own sentences.

What did you do well?

.....

.....

What could you improve next time?

.....

.....

- 4. Now look at the suggested answers on page 24 and compare them to your own sentences. What elements could you use or adapt from the model answers?

.....

.....

.....

- 5. Come back to the photos on the previous pages another day. Choose the two photos you found hardest and cover up your first attempts at four sentences. Try again below:

- .....
- .....
- .....
- .....
  
- .....
- .....
- .....
- .....





Exam practice



**Top tips**

Remember that you only get marked on communication for this task. There are no marks for the range or quality of your language, so keep each sentence simple, clear and easy to understand.

A. In town



¿Qué hay en la foto? Escribe cuatro frases en español.

1. .... (2 marks)
2. .... (2 marks)
3. .... (2 marks)
4. .... (2 marks)



**Top tips**

Get your sentences marked, look at the suggested answers on page 24, then cover up your first try and have another go. Can you improve your sentences?

1. .... (2 marks)
2. .... (2 marks)
3. .... (2 marks)
4. .... (2 marks)



B. Party time



¿Qué hay en la foto? Escribe cuatro frases en español.

- 1. .... (2 marks)
- 2. .... (2 marks)
- 3. .... (2 marks)
- 4. .... (2 marks)



Top tips

Get your sentences marked, look at the suggested answers on page 24, then cover up your first try and have another go. Can you improve your sentences?

- 1. .... (2 marks)
- 2. .... (2 marks)
- 3. .... (2 marks)
- 4. .... (2 marks)



C. Eating and drinking



¿Qué hay en la foto? Escribe cuatro frases en español.

- 1. .... (2 marks)
- 2. .... (2 marks)
- 3. .... (2 marks)
- 4. .... (2 marks)



**Top tips**

Get your sentences marked, look at the suggested answers on page 24, then cover up your first try and have another go. Can you improve your sentences?

- 1. .... (2 marks)
- 2. .... (2 marks)
- 3. .... (2 marks)
- 4. .... (2 marks)



D. Park run



¿Qué hay en la foto? Escribe cuatro frases en español.

- 1. .... (2 marks)
- 2. .... (2 marks)
- 3. .... (2 marks)
- 4. .... (2 marks)



Top tips

Get your sentences marked, look at the suggested answers on page 24, then cover up your first try and have another go. Can you improve your sentences?

- 1. .... (2 marks)
- 2. .... (2 marks)
- 3. .... (2 marks)
- 4. .... (2 marks)



E. At the pool



¿Qué hay en la foto? Escribe cuatro frases en español.

- 1. .... (2 marks)
- 2. .... (2 marks)
- 3. .... (2 marks)
- 4. .... (2 marks)



Top tips

Get your sentences marked, look at the suggested answers on page 24, then cover up your first try and have another go. Can you improve your sentences?

- 1. .... (2 marks)
- 2. .... (2 marks)
- 3. .... (2 marks)
- 4. .... (2 marks)



F. Online with friends



¿Qué hay en la foto? Escribe cuatro frases en español.

1. .... (2 marks)
2. .... (2 marks)
3. .... (2 marks)
4. .... (2 marks)



**Top tips**

Get your sentences marked, look at the suggested answers on page 24, then cover up your first try and have another go. Can you improve your sentences?

1. .... (2 marks)
2. .... (2 marks)
3. .... (2 marks)
4. .... (2 marks)



Reflect and review

What have you learnt about describing a photo in question 1 of the Foundation writing paper? Take this mini-quiz and find out.

A. Circle the correct answer

1. How many photos will you have to describe? 1 / 2 / 4
2. How many sentences will you have to write for this task? 2 / 4 / 8
3. How many marks are available for each sentence? 1 / 2 / 3
4. How many marks can you get in total for this question? 4 / 8 / 10

B. True or false?

1. To get any marks your sentences must be perfect, without any mistakes.
2. Your sentences should be as long as possible.
3. It's enough to get the message across.
4. You should use connectives.
5. You can repeat the start of the sentences.
6. You should use different tenses.
7. Your sentences should be simple.
8. The marks you pick up on this question could make the difference of a grade overall.

<input type="checkbox"/>
<input type="checkbox"/>
<input type="checkbox"/>
<input type="checkbox"/>
<input type="checkbox"/>
<input type="checkbox"/>
<input type="checkbox"/>
<input type="checkbox"/>

C. Note to myself

Based on what you've learnt so far, what advice would you give your future self in order to improve your performance on this question?

.....

.....

.....

.....

## Answers

## Getting started - pages 7-10

A.

Español	Inglés	Español	Inglés
un hombre	a man	un bebé	a baby
una mujer	a woman	un chico	a boy
una persona	a person	una chica	a girl
un niño	a child	una familia	a family

B.

- Hay una familia.
- Veo a un padre y a una madre.
- Hay dos hombres.
- Veo a unos niños.
- Hay tres amigos en la foto.
- Creo que son un hermano y una hermana.

C. Suggested answers

En el instituto	En la ciudad	De vacaciones
un(a) profesor(a) / un(a) profe	una calle	una playa
un alumno / una alumna	un coche	el mar
una mesa	una tienda	el sol
una silla	un árbol	el agua
una puerta	un edificio	una vista bonita
una ventana	una casa	un hotel
un cuaderno	una iglesia	una pelota
un libro	un autobús	un helado
un bolígrafo/boli	unas personas	una toalla
un ordenador	un museo	un café
un laboratorio	unas flores	el campo
una cafetería	una bicicleta	una piscina

En el restaurante	En el parque	En una fiesta de cumpleaños
una comida un camarero / una camarera un menú un plato unas patatas fritas una bebida la comida el aseo unos clientes una mesa una mesa un postre	unos niños un corredor / una corredora una pelota de fútbol unos adolescentes un árbol unas flores un perro un banco una bicicleta una pareja un picnic una familia	una tarta un regalo una tarjeta unos amigos unas bebidas una pizza un vestido un reproductor de MP3 una abuela un abuelo un juego unos invitados

## D.

Hace ... (+ adjective/noun)	Hay ... (+ noun)	Está ... (+ adjective)
calor <i>hot</i>	niebla <i>foggy</i>	gris <i>overcast/grey</i>
frío <i>cold</i>	lluvia <i>rainy</i>	nublado <i>cloudy</i>
buen tiempo <i>fine/nice weather</i>	nieve <i>snowy</i>	helado <i>freezing</i>
mal tiempo <i>bad/horrible weather</i>		
viento <i>windy</i>		
sol <i>sunny</i>		

## E.

- Hace calor.
- Hay lluvia.
- Hace sol.
- Hace frío.
- Está gris.
- Hace muy mal tiempo.

## Tackling the question - pages 11-14

## A. Suggested answers

<b>Photo 1</b> <ul style="list-style-type: none"> <li>• Hay una madre.</li> <li>• Veo a dos niños.</li> <li>• Hay unas revistas.</li> <li>• Están en un supermercado.</li> </ul>	<b>Photo 3</b> <ul style="list-style-type: none"> <li>• Es una familia.</li> <li>• Hay dos niños.</li> <li>• Hace frío.</li> <li>• Hay nieve.</li> </ul>
<b>Photo 2</b> <ul style="list-style-type: none"> <li>• Hay una madre y un padre.</li> <li>• Hay una niña.</li> <li>• Va en bicicleta.</li> <li>• Hace sol.</li> </ul>	<b>Photo 4</b> <ul style="list-style-type: none"> <li>• Es la playa.</li> <li>• Veo el mar.</li> <li>• Hay muchas personas.</li> <li>• Hace calor.</li> </ul>

## Exam practice - pages 15-20

## Suggested answers

A.

1. Hay unas casas.
2. Veo un coche negro.
3. Hace buen tiempo.
4. Hay una iglesia.

B.

1. Es un cumpleaños.
2. Hay once personas.
3. Hay dos niñas.
4. Veo una mesa grande.

C.

1. Es una comida.
2. Hay dos adultos.
3. Hay dos niños.
4. Veo cuatro bebidas.

D.

1. Hay tres hombres.
2. Hay unos árboles.
3. Hace sol.
4. (Creo que) es en un parque.

E.

1. Hay dos niñas.
2. Veo una piscina pequeña.
3. Hace calor.
4. Hay una pelota.

F.

1. Hay un hombre/chico.
2. Lleva una camiseta negra.
3. Hay dos mujeres/chicas.
4. Veo dos ordenadores.

## Reflect and review - page 21

A.

1. 1
2. 4
3. 2
4. 8

B.

1. False
2. False
3. True
4. False

5. True
6. False
7. True
8. True



# 40 word task

## Getting started

### A. Verb busters

You'll need to know some present tense verbs to write short sentences for this question. Here are some useful verbs and verb phrases for any topic. Write the English in the second column.

Español	Inglés	Español
hay		
tengo		
tenemos		
soy		
somos		
estamos		
es		
son		
podemos*		
hay que*		
es posible*		
es necesario*		



### Top tips

The verb phrases marked with an asterisk \* will need an infinitive added to them, for example *ir/hacer/jugar/comer* etc.



- Check your answers on page 41.
- Now try to memorise the Spanish verbs in the first column.
- Say them out loud, then copy them on some rough paper, looking carefully at the spelling.
- Finally, cover the first column, look at the English words and write the Spanish in the third column, from memory.



**Top tips**

Keep revising these verbs every week to make them stick in your long-term memory.

**B. Sentence snakes**

Copy out the sentences with the gaps and punctuation in the right places and then translate them into English.

1. enmiciudadhayunparqueyunpolideportivo

.....  
.....

2. somostrespersonasenmifamiliamimadremihermanoyyo

.....  
.....

3. tenemosunasalagrandeunacocinaycuatrodormitoriosenmicasa

.....  
.....

4. soyaltoydelgadoconelpelonegro

.....  
.....





5. estamos contentos porque mañana es mi cumpleaños

.....  
.....

6. los profesores son muy simpáticos pero demasiado estrictos

.....  
.....

7. podemos navegar por la red y ver vídeos

.....  
.....

8. hay que llegar a las nueve menos cuarto

.....  
.....

9. es posible nadar en el mar

.....  
.....

10. es necesario llevar zapatos negros

.....  
.....



**Top tips**

Stick to the present tense for this task. You can use different tenses but you don't need to, so only use them if you can do so accurately.



C. Be opinionated

Giving opinions is an easy way to write a short sentence about any topic. List the opinion phrases you already know in Spanish below. For example, 'I like' or 'I hate', but also any positive or negative adjectives, such as 'it's interesting' or 'it's boring'.

Positive opinions	Negative opinions

- Swap words with a partner. How many more can you add?
- Use a dictionary or online dictionary to look up some more words for each box.
- Can you find 10 opinions for each box?
- Cover the words and just look at each heading in turn. Write all the words you can or test a partner. You could race each other or see who can write the most in one minute.

D. Sentence scramble

Re-order the words to make Spanish sentences and then translate the opinions into English. Look for the capital letters to get started.

1. mi porque muy es Me encanta guay móvil

.....  
 .....

2. gusta es mucho una hermana porque No mi me pesada

.....  
 .....



3. prefiero en películas verlas las cine pero el ver gusta casa Me en

.....  
.....

4. aburrido es me gusta No el porque deporte

.....  
.....

5. fantástica Navidad la opinión es En mi

.....  
.....

6. muy ambiente medio que Pienso es el importante

.....  
.....

7. para profesor gusta me es No porque nada demasiado mi hablador

.....  
.....

8. vacaciones también importantes son Las muy caras muy pero son

.....  
.....

**Tackling the question**

You'll have to write about 40 words in total for this task, covering four bullet points. That works out at about 10 words on each bullet point.

**Top tips**

Don't write too little! If you only write six or seven words for each bullet point, your answer will be too short.

**A. Take 10 words**

Work with a partner to write a simple, accurate sentence of around 10 words on each of these topics. Use verbs and opinions you are confident on.

**Top tips**

Don't write too much! You won't get more marks for writing more than 40 words in total. In fact, writing more often leads to more mistakes and lower marks.

<b>Los deberes</b>	<b>El clima</b>	<b>Las redes sociales</b>
<b>Los edificios en la ciudad</b>	<b>Los pasatiempos</b>	<b>El reciclaje</b>
<b>Tu cumpleaños</b>	<b>Las relaciones con tu familia</b>	<b>La comida</b>

**Top tips**

Don't panic! If you don't understand one of the bullet points, you can still give an opinion that relates to it. For example, even if you forgot what '*la comida*' meant, you could just write '*Pienso que la comida es buena*'. This would ensure that you covered all the bullet points and that you could still potentially reach the top mark band.

**B. Swap and feed back**

1. Swap sheets with another pair of students. Highlight the four sentences that they've written that look the best to you. How can you spot the best sentences?

**Top tips**

Are the sentences clear? Do they make sense? There are 10 marks for clear communication across all four bullet points.

2. Here's a grid to help you assess the content of this task and see how to get more marks. Have a go at marking someone else's best four sentences.

Marks	Content
9-10	All four bullet points covered. Clear communication.
7-8	Three bullet points covered. Mostly clear communication but perhaps with the occasional problem in getting the message across.
5-6	Three bullet points covered. Generally clear communication but there are some problems in getting the message across.
3-4	Two bullet points covered. Communication is sometimes clear but sometimes I don't understand the message at all.
1-2	One bullet point covered. Communication is often not clear and I can't understand much.
0	Nothing communicated.

**Top tips**

Count the words but be flexible. All four bullet points must be covered, but there's no need to write an equal amount of words on each one, as long as the total is around 40 words.



- Give your feedback and ask for some feedback about your own sentences. For each set of four sentences, explain whether you would give the top mark or the bottom mark in each row and why.

What did you do well?

.....

.....

What could you improve next time?

.....

.....

### C. Quality not quantity

As well as 10 marks for content, there are 6 marks available for the quality of the language you use.



#### Top tips

You don't have to write complex sentences, just make them varied and accurate.

- Look back at your best four sentences from task A and use this checklist to help you judge the quality of your language.

- Have you used a few different verbs?
- Have you given a few different opinions?
- Have you written some different nouns and adjectives?
- Have you checked your sentences for mistakes?



2. What would you like to change? Re-write some of your weaker sentences to improve their language quality.

- .....
- .....
- .....
- .....

D. Spot the mistakes

Which sentence is correct, A or B? How many mistakes can you underline and explain?

	A	B
1	En mi opinión, el ingles es súper aburido.	En mi opinión, el inglés es súper aburrido.
2	Mi cantante preferido se llama Ed Sheeran - me encanta su música.	Mi cantante preferida se llama Ed Sheeran - me encanta su música.
3	En mi ciudad hay una iglesia y un museo pero no hay un castillo.	En mi ciudad hay un iglesia y una museo pero hay castillo.
4	Tengo una habitación grande con baño, pero no tengo ofisina o ordenador.	Tengo una habitación grande con baño, pero no tengo oficina ni ordenador.
5	Para mantenerse en forma, hago footing y comos verduras.	Para mantenerme en forma, hago footing y como verduras.





### E. Discussing assessment

Here are two student answers to this 40 word task about holidays, mistakes and all. Which is better and why? Discuss the content and the quality of language with a partner.

Escribes a tu amigo(a) español(a) y describes tus vacaciones. Menciona:

- el país
- el clima
- las actividades
- la comida.

Escribe aproximadamente 40 palabras en español. (16 marks)

1.	2.
<p>Voy a Francia en vacaciones porque Francia. Todos los años visitamos París y me gusta la Eiffel tower y el Louvre. Nos gusta hacer compras y también yo natación siempre en la piscina con mi familia. El hotel con piscina y un buen restaurante.</p>	<p>Me gusta Italia y me encantan las vacaciones. Hay actividades y sol. Me gusta la comida – me gustan la pizza, los bocadillos, los helados, los macarrones! Hay piscina y tiendas. Me encantan las compras.</p>



Exam practice



Top tips

Write the answer to each bullet point in a separate box and tick off each bullet point once you have mentioned it.

A. Los pasatiempos

Escribes a tu amigo(a) español(a) y describes tus pasatiempos. Menciona:

- la música
- el deporte
- las compras
- Internet.

Escribe aproximadamente 40 palabras en español. (16 marks)

.....

.....

.....

.....

.....

.....

.....

.....

.....

.....

.....

.....

.....

.....

.....

.....



B. El instituto

Escribes a tu amigo(a) español(a) y describes tu instituto. Menciona:

- la cafetería
- tu asignatura preferida
- las instalaciones del instituto
- los profesores.

Escribe aproximadamente 40 palabras en español. (16 marks)

.....

.....

.....

.....

.....

.....

.....

.....

.....

.....

.....

.....

.....

.....

.....

.....



C. La familia

Escribes a tu amigo(a) español(a) y describes tu familia. Menciona:

- la relación con tu familia
- animales domésticos
- hermanos y hermanas
- tu carácter.

Escribe aproximadamente 40 palabras en español. (16 marks)

.....

.....

.....

.....

.....

.....

.....

.....

.....

.....

.....

.....

.....

.....

.....

.....



D. La casa

Escribes a tu amigo(a) español(a) y describes tu casa. Menciona:

- tu casa
- tu habitación
- el jardín
- lo que haces en casa.

Escribe aproximadamente 40 palabras en español. (16 marks)

.....

.....

.....

.....

.....

.....

.....

.....

.....

.....

.....

.....

.....

.....

.....

.....



E. La ciudad

Escribes a tu amigo(a) español(a) y describes tu ciudad. Menciona:

- las compras
- tu opinión sobre tu ciudad
- con qué frecuencia vas al centro de la ciudad
- los restaurantes.

Escribe aproximadamente 40 palabras en español. (16 marks)

.....

.....

.....

.....

.....

.....

.....

.....

.....

.....

.....

.....

.....

.....

.....

.....



**Top tips**

Get your answers marked, look at the suggested answers on page 44, then cover up your first try and have another go at your weakest topic. Can you improve your answers?



Reflect and review

What have you learnt about tackling the 40 word task? Take this mini-quiz and find out.

A. Circle the correct answer

- 1. How many bullet points do you have to cover? 2 / 3 / 4
- 2. How many tenses should you include in this task? 1 / 2 / 3
- 3. How many marks are available for the content? 5 / 10 / 16
- 4. How many marks can you get for the quality of your language? 4 / 5 / 6

B. True or false?

- 1. You should write as much as you can for this question.
- 2. If you don't understand one bullet point, just leave it out.
- 3. You can write a bit more on one bullet point and a bit less on another.
- 4. You should write complex sentences.
- 5. You should vary the language you use.
- 6. You should repeat the same verbs and opinions.
- 7. Always tick off each bullet point when you've covered it.
- 8. It's a good idea to write your answer in four short paragraphs.
- 9. Try to make your answer look like the task, e.g. a blog or an email layout.
- 10. Always read through your answer to check for mistakes.

C. Note to myself

Based on what you've learnt so far, what advice would you give your future self in order to improve your performance on this question?

.....

.....

.....





## Answers

## Getting started - pages 25-29

A.

Español	Inglés	Español	Inglés
hay	there is / there are	es	is
tengo	I have	son	(they) are
tenemos	we have	podemos*	we can
soy	I am	hay que*	we must
somos	we are (+ <i>job, nationality, personality, physical description, noun</i> )	es posible*	it is possible to
estamos	we are (+ <i>location, feeling, state of mind</i> )	es necesario*	it is necessary to

B.

- En mi ciudad hay un parque y un polideportivo.  
In my town there is a park and a sports centre.
- Somos tres personas en mi familia: mi madre, mi hermano y yo.  
I have three people in my family: my mum, my brother and me.
- Tenemos una sala grande, una cocina y cuatro dormitorios en mi casa  
In my house we have a big lounge, a kitchen and four bedrooms.
- Soy alto(a) y delgado(a) con el pelo negro.  
I am tall and slim with black hair.
- Estamos contentos porque mañana es mi cumpleaños.  
We are happy because tomorrow it's my birthday.
- Los profesores son muy simpáticos pero demasiado estrictos.  
The teachers are very nice but too strict.
- Podemos navegar por la red y ver vídeos.  
We can surf the internet and watch videos.
- Hay que llegar a las nueve menos cuarto.  
You must arrive at quarter to nine.
- Es posible nadar en el mar.  
It is possible to swim in the sea.
- Es necesario llevar zapatos negros.  
You must wear black shoes.



## C. Suggested answers

Positive opinions	Negative opinions
Me encanta Me gusta Me gusta mucho Me gusta muchísimo Prefiero  Es interesante Es divertido Es guay Es genial Preferido/favorito  Creo que es genial/fácil. Para mí, es excelente/fantástico.	Odio / no soporto No me gusta No me gusta mucho No me gusta para nada Tengo pánico de  Es aburrido Es malo Es una tontería Es caro No está bien  Creo que es muy difícil. Para mí, es demasiado pequeño/grande.

## D.

1. Me encanta mi móvil porque es muy guay.  
I love my phone because it's very cool.
2. No me gusta mucho mi hermana porque es una pesada.  
I don't like my sister much because she is annoying.
3. Me gusta ver las películas en el cine pero prefiero verlas en casa.  
I like watching films at the cinema but I prefer watching them at home.
4. No me gusta el deporte porque es aburrido.  
I don't like sport because it's rubbish.
5. En mi opinión, la Navidad es fantástica.  
In my opinion, Christmas is fantastic.
6. Pienso que el medio ambiente es muy importante.  
I think that the environment is very important.
7. No me gusta para nada mi profesor porque es demasiado hablador.  
I don't like my teacher at all because he is too chatty.
8. Las vacaciones son muy importantes pero también son muy caras.  
Holidays are very important but also very expensive.



## Tackling the question - pages 30-34

## D. Correct sentences in italics. Errors underlined.

	A	B
1	En mi opinión el ingles es súper abur_ido.	<i>En mi opinión, el inglés es súper aburrido.</i>
2	<i>Mi cantante preferido se llama Ed Sheeran - me encanta su música.</i>	Mi cantante preferida se llama Ed Sheeran - me encanta su música.
3	<i>En mi ciudad hay una iglesia y un museo pero no hay un castillo.</i>	En mi ciudad hay un_ iglesia y un_ museo pero __ hay castillo.
4	Tengo una habitación grande con baño, pero no tengo ofisina o ordenador.	<i>Tengo una habitación grande con baño, pero no tengo oficina ni ordenador.</i>
5	Para mantenerse en forma, hago footing y como verduras.	<i>Para mantenerme en forma, hago footing y como verduras.</i>

## E. Suggested marks and teacher commentary

At first glance the first answer looks better; however the second answer would get more marks. It covers all the bullet points, communicates clearly and includes two different opinions, even though it is shorter and the language used is rather repetitive ('*me gusta / hay*'). It might score 10 for content and 5 for language.

The first answer is longer but doesn't mention all the bullet points (the weather and food), so will lose a lot of content marks. The sentences attempted are more varied but there are more mistakes and it's sometimes hard to make sense of the message. For example the reason given in the first sentence is unclear ('because France') and there is a missing verb in the final sentence ('hotel with swimming pool'). There is also an English word used - 'tower'. It might score 4 for content (limited by the two missing bullet points) and 4 for language.

**Exam practice - pages 35-39****Suggested answers****A.**

Tengo muchas aficiones: por ejemplo, me gusta escuchar rap porque es una música muy divertida. Sin embargo, soy un poco perezosa y no me gustan los deportes. A menudo voy de compras; también me encanta hacer los deberes en internet.

**B.**

Me gusta el comedor del instituto porque hay unas patatas fritas muy ricas. Mi instituto es grande y los edificios son históricos. Mi asignatura favorita es el español porque mi profesor es muy agradable, pero odio a mi profesor de matemáticas.

**C.**

Me llevo bien con mi familia, especialmente con mi papá porque es muy agradable, pero mi hermana me pone de los nervios. En casa tengo un perro y me encanta porque es muy gracioso. Casi siempre soy bastante tranquilo, pero de vez en cuando soy un poco impaciente.

**D.**

Vivo en un apartamento en la ciudad con mi familia. Mi habitación es pequeña y odio el color porque es amarillo. No hay jardín pero hay un garaje. En casa me gusta ayudar a mi madre en la cocina.

**E.**

Los fines de semana me gusta ir de compras con mi novia y me encanta mi ciudad porque es histórica. Normalmente voy a la ciudad una vez a la semana, los sábados o los domingos. Los restaurantes son caros pero hay mucha variedad.

**Reflect and review - page 40****A.**

1. 4
2. 1
3. 10
4. 6

**B.**

- |          |          |
|----------|----------|
| 1. False | 6. False |
| 2. False | 7. True  |
| 3. True  | 8. True  |
| 4. False | 9. False |
| 5. True  | 10. True |



# Translation sentences

## Getting started

### A. Feeling tense?

You'll need to know some common verbs in three tenses to tackle translation. Here are twelve useful verbs in the 'yo' form - can you complete the missing tenses?

Infinitive	Past	Present	Near future
1. jugar	jugué		
2. mirar			voy a mirar
3. hacer		hago	
4. comer	comí		
5. beber		bebo	voy a beber
6. comprar		compro	
7. trabajar		trabajo	
8. escuchar	escuché		
9. nadar		nado	voy a nadar
10. leer	leí		
11. llevar		llevo	
12. ir	fui		



### Top tips

Look for patterns and exceptions in way the tenses are formed. How can you use what you notice to help you remember the verbs correctly?



- Check your answers on page 58.
- Now try to memorise the Spanish verbs in each column.
- Say them out loud, then copy them on some rough paper, looking carefully at the spellings and accents.
- Finally, cover all the columns except the first and try to write out all the verb tenses from memory.



**Top tips**

Keep revising these verbs every week to make them stick in your long-term memory.

What are you going to do to help you memorise these verbs? Come up with three techniques.

- .....
- .....
- .....

**B. Right on time**

Time phrases are often needed for translation. Write the Spanish for these common time phrases.

Inglés	Español
1. last weekend	
2. next weekend	
3. last year	
4. next year	
5. tonight	
6. yesterday	
7. tomorrow	
8. in the future	
9. recently	
10. every day	
11. sometimes	
12. often	

**Top tips**

Learn these time phrases carefully as they come up a lot in translation and will also be useful in the other writing tasks.





C. Tricky little words

It's often the little words that are tricky to get right in Spanish. Words like 'in', 'on' and 'at'. Translate the following phrases.

1. in front of my computer .....
2. five minutes away .....
3. near London .....
4. on Saturdays .....
5. at the weekend .....
6. on the coast .....
7. next to the cinema .....
8. on TV .....
9. with my family .....
10. on the bus .....
11. opposite my house .....
12. far from the town .....



Tackling the question



**Top tips**

There are five marks for communicating the key messages and five marks for good grammar on the translation question.

A. Translation tactics

Work with a partner to translate the following sentences, making sure you communicate the key messages. We've divided the sentences into 12 key messages as that is how the examiners mark this task.



**Top tips**

Check you've translated every aspect of the sentences and not missed out anything. This doesn't mean you have to translate them word for word though!

Inglés	Español	✓
1. I live		
2. in a big town		
3. in the north.		
4. On Sundays		
5. I go swimming		
6. with my friends.		
7. Next year I'm going to go		
8. on holiday in Paris.		
9. Last week I played		
10. tennis in the garden.		
11. I don't like doing		
12. lots of homework.		



## B. Swap and feed back

Swap sheets with another pair of students. Look at the answers on page 59 and give one tick for each key message that's correctly translated.



### Top tips

Ignore any little mistakes such as missing adjective agreements, wrong gender of nouns or missing accents. Has the key message been translated?

Here's how to convert the number of ticks you have to a mark:

Total ticks	Mark
12	5
10-11	4
7-9	3
4-6	2
1-3	1

## C. Spot the mistakes

For the translation task there are also five marks for your knowledge of vocabulary and structures, and how accurate your Spanish translations are.

Underline and explain all the mistakes you can find in these translations.



### Top tips

Check for English spellings of words and for elements that haven't been translated at all, as well as little mistakes like missing accents etc.

1. My school is small and modern.  
*Mi instituto es pequeno y moderno.*
2. There are a lot of shops in town.  
*Hay mucha tiendas en el cuidad.*
3. I watch films on my computer every day.  
*Veo películas en el ordenador todo los dia.*
4. Last week I went to the sports centre with my mum.  
*La semana pasada ir a la polideportivo con mi madre.*
5. Next weekend I'm going to go to the cinema.  
*La fin de semana que viene va a ir a la cine.*

D. Correct the mistakes

Now try to translate the sentences more accurately.

1. My school is small and modern.

.....

2. There are a lot of shops in town.

.....

3. I watch films on my computer every day.

.....

4. Last week I went to the sports centre with my mum.

.....

5. Next weekend I'm going to go to the cinema.

.....





Exam practice

A. Translate the following sentences into Spanish.

1. I have a sister and she is called Anna.

.....

2. My brother is tall and very nice.

.....

3. We live in a house with a garden.

.....

4. My school has a swimming pool.

.....

5. I ate chicken and salad yesterday.

.....



Top tips

Look at the suggested answers on page 60, then cover up your first try and have another go. Can you improve your sentences?

1. ....

2. ....

3. ....

4. ....

5. ....



B. Translate the following sentences into Spanish.

1. I get on well with my mother.

.....

2. My sister is clever but annoying.

.....

3. I live in a small village.

.....

4. My house has three bedrooms.

.....

5. Yesterday I went into town.

.....



Top tips

Swap sentences with a partner and try to spot any mistakes. Have another go at the task below.

1. ....

2. ....

3. ....

4. ....

5. ....



C. Translate the following sentences into Spanish.

1. I do not have a cat.

.....

2. My best friend is called Clara and she is nice.

.....

3. I play tennis every weekend.

.....

4. My favourite subject is IT.

.....

5. Tomorrow I am going swimming.

.....



Top tips

Check all the verbs, tenses and time frames. Ask your teacher to mark the sentences, then cover up your first try and have another go.

1. ....

2. ....

3. ....

4. ....

5. ....





D. Translate the following sentences into Spanish.

1. My bedroom is quite big.

.....

2. My teacher is too strict.

.....

3. I eat lots of fruit and vegetables.

.....

4. I love my mobile phone, it's great!

.....

5. I would like to work in a shop next year.

.....



Top tips

Look at the suggested answers on page 61, then cover up your first try and have another go. Can you improve your sentences?

1. ....

2. ....

3. ....

4. ....

5. ....



E. Translate the following sentences into Spanish.

1. I play tennis twice a week.

.....

2. Next week I'm going to go to Italy.

.....

3. I have a brother who is called Tim.

.....

4. I like sports but I am a bit lazy.

.....

5. Last weekend I watched a film and it was very funny.

.....



Top tips

Check your spellings and accents. Look at the suggested answers on page 61, then cover up your first try and have another go.

1. ....

2. ....

3. ....

4. ....

5. ....



Reflect and review

What have you learnt about tackling the translation sentences? Take this mini-quiz and find out.

A. Circle the correct answer

- 1. How many sentences do you have to translate? 4 / 5 / 6
- 2. How many marks can you get for communicating the key messages? 5 / 10 / 12
- 3. How many marks are there for vocabulary, structures and accuracy? 5 / 10 / 12
- 4. How many key messages will the sentences be split into for marking? 5 / 10 / 12

B. True or false?

- 1. You should translate every single word, one word at a time.
- 2. If you don't know a word, write it in English.
- 3. You can get marks even if you only translate part of a sentence.
- 4. You will lose marks if you get the tense wrong.
- 5. If you don't know a word, leave a blank space.
- 6. Always read through your answer to check for mistakes.

<input type="checkbox"/>
<input type="checkbox"/>
<input type="checkbox"/>
<input type="checkbox"/>
<input type="checkbox"/>
<input type="checkbox"/>

C. Note to myself

Based on what you've learnt so far, what advice would you give your future self in order to improve your performance on this question?

.....

.....

.....

.....

.....

.....

.....



Answers

Getting started - pages 45-48

A.

Infinitive	Past	Present	Near future
1. jugar	jugué	juego	voy a jugar
2. mirar	miré	miro	voy a mirar
3. hacer	hice	hago	voy a hacer
4. comer	comí	como	voy a comer
5. beber	bebí	bebo	voy a beber
6. comprar	compré	compro	voy a comprar
7. trabajar	trabajé	trabajo	voy a trabajar
8. escuchar	escuché	escucho	voy a escuchar
9. nadar	nadé	nado	voy a nadar
10. leer	leí	leo	voy a leer
11. llevar	llevé	llevo	voy a llevar
12. ir	fui	voy	voy a ir

B.

Inglés	Español	Inglés	Español
1. last weekend	el fin de semana pasado	7. tomorrow	mañana
2. next weekend	el fin de semana que viene	8. in the future	en el futuro
3. last year	el año pasado	9. recently	recientemente/ últimamente
4. next year	el año que viene	10. every day	todos los días
5. tonight	esta noche	11. sometimes	algunas veces
6. yesterday	ayer	12. often	a menudo



C.

1. delante del ordenador	7. al lado del cine
2. a cinco minutos	8. en la televisión
3. cerca de Londres	9. con mi familia
4. los sábados	10. en autobús
5. el fin de semana	11. enfrente de mi casa
6. en la costa	12. lejos del pueblo

Tackling the question - pages 49-51

A.

Inglés	Español
1. I live	Vivo
2. in a big town	en una ciudad grande
3. in the north.	en el norte.
4. On Sundays	Los domingos
5. I go swimming	nado / voy a/hago natación voy a la piscina
6. with my friends.	con mis amigos/amigas.
7. Next year I'm going to go	El año que viene voy a ir
8. on holiday in Paris.	de vacaciones a París.
9. Last week I played	La semana pasada jugué
10. tennis in the garden.	al tenis en el jardín.
11. I don't like doing	No me gusta hacer / Odio hacer
12. lots of homework.	muchos deberes.



C. Errors underlined. See corrected sentences below (task D).

1. My school is small and modern.  
Mi instituto es pequeño y moderno.
2. There are a lot of shops in town.  
Hay muchas tiendas en el ciudad.
3. I watch films on my computer every day.  
Veo películas en el ordenador todo los día.
4. Last week I went to the sports centre with my mum.  
La semana pasada ir a la polideportivo con mi madre.
5. Next weekend I'm going to go to the cinema.  
La fin de semana que viene va a ir a la cine.

D.

1. Mi instituto es pequeño y moderno.
2. Hay muchas tiendas en la ciudad.
3. Veo películas en mi/el ordenador todos los días.
4. La semana pasada fui al polideportivo con mi madre.
5. El fin de semana que viene voy a ir al cine.

Exam practice - pages 52-56

Suggested answers

A.

1. Tengo una hermana y su nombre es/se llama Anna.
2. Mi hermano es alto y muy agradable.
3. Vivimos en una casa con jardín.
4. Mi colegio tiene piscina.
5. Ayer comí pollo y ensalada.

B.

1. Me llevo bien con mi madre.
2. Mi hermana es inteligente pero pesada.
3. Vivo en un pueblo pequeño.
4. Mi casa tiene tres habitaciones/dormitorios.
5. Ayer fui a la ciudad.



## C.

1. No tengo gato.
2. Mi mejor amiga es / se llama Clara y ella es agradable.
3. Juego al tenis todos los fines de semana.
4. Mi asignatura favorita es la informática.
5. Mañana voy a nadar / voy a hacer natación.

## D.

1. Mi habitación/dormitorio es bastante grande.
2. Mi profesor es demasiado estricto.
3. (Yo) como muchas frutas y verduras.
4. Me encanta mi móvil, es genial.
5. El año que viene me gustaría trabajar en una tienda.

## E.

1. Juego al tenis dos veces por semana.
2. La próxima semana voy a ir a Italia.
3. Tengo un hermano llamado Tim.
4. Me gustan los deportes pero soy un poco perezoso/perezosa.
5. El fin de semana pasado vi una película y fue muy divertida.

**Reflect and review - page 57**

## A.

1. 5
2. 5
3. 5
4. 12

## B.

1. False
2. False
3. True
4. True
5. False
6. True



# 90 word task

## Getting started

### A. Verbs in three tenses



#### Top tips

There are always three time frames required for this task. There are usually two bullet points which need the present tense, one for the past tense and one for the future tense - but not always in that order.

Use three tenses with different persons of the verb (not just 'yo'). Look at the first row and complete the rest of the missing information in the tables below in the same pattern.

Past			
I played	<i>jugué</i>	we played	<i>jugamos</i>
	<i>comí</i>		<i>comimos</i>
	<i>hice</i>	we did	
I visited		we visited	
	<i>fui</i>		<i>fuimos</i>

Present			
I am		we are	
	<i>tengo</i>		<i>tenemos</i>
I drink	<i>bebo</i>		
I watch		we watch	
		we can	





Near future			
I'm going to work			<i>vamos a trabajar</i>
I'm going to travel		we are going to travel	
	<i>voy a vivir</i>		
	<i>voy a quedarme</i>		<i>vamos a quedarnos</i>
I'm going to buy			



**Top tips**

Look for patterns and exceptions in way the tenses are formed. How can you use what you notice to help you remember the verbs correctly?

- Check your answers on page 79.
- Now try to memorise the Spanish verbs in each column.
- Say them out loud, then copy them on some rough paper, looking carefully at the spellings and accents.
- Finally, cover the Spanish and try to write out all the verbs, just looking at the English.



**Top tips**

Keep revising these tenses every week to make them stick in your long-term memory.

What are you going to do to help you memorise these verbs? Come up with three techniques.

- .....
- .....
- .....

**B. Opinion synonyms**

You'll need to give a variety of opinions in different tenses, depending on the task. Match up the pairs of opinions according to their tense and general meaning, writing the correct letter in the grid below.

1. me hace reír	a. era aburrido
2. me pareció	b. me gustaría mucho
3. odio	c. prefiero
4. de verdad me gustó	d. me gusta mucho
5. estará genial	e. va a estar genial
6. me encantaría	f. estuvo guay
7. estuvo fenomenal	g. es divertido
8. me encanta	h. no soporto
9. me gusta más	i. pensé que
10. fue un rollo	j. lo disfruté mucho

1 = g	2 =	3 =	4 =	5 =	6 =	7 =	8 =	9 =	10 =
-------	-----	-----	-----	-----	-----	-----	-----	-----	------

**Top tips**

You must give at least two opinions in the 90 word task in order to access the highest marks.



### C. Opinion bank

Create a bank of opinion phrases in three tenses that you can adapt for any topic. Start by writing any opinions you already know in Spanish into the correct box below.

	Past	Present	Future or conditional
Positive opinions	<i>Fue ...</i>		
Negative opinions			

- Swap words with a partner. How many more can you add?
- Look back at exercise B (opinion synonyms). Which of those would you like to add to your opinion bank?
- Use a dictionary or textbook to look up some more ideas for each box.
- Cover the words and just look at each heading in turn. Write all the words you can in two minutes.



### D. Two verbs together

Using two verbs together is one way to impress the examiner. The second verb will always be in the infinitive form. Pick one element from each column to help you translate the sentences below.

Espero	ir
Quisiera	comer
Puedo	hacer
Tengo que	trabajar
Me gustaría	ser
Quiero	reciclar
Debería	probar
Podría	jugar

1. In the future, I hope to work in an office.

.....

2. Next year, I would love to try a new sport.

.....

3. I must eat less chocolate. It's too unhealthy!

.....

4. I should recycle more but I'm a bit lazy sometimes.

.....

5. One day I could play football for England.

.....



6. I would like to do a voluntary job on Saturdays.

.....

7. I want to be a doctor or a nurse.

.....

8. I can go to Spain every year because my aunt has a house in Madrid.

.....





## Tackling the question



### Top tips

Answer the actual question in front of you. Don't just write everything you've learnt on that topic and hope for the best!

#### A. Get to grips with the question

Look at this example question and work with a partner to really understand it.

1. Read all the information and identify the topic.
2. Underline any words or phrases that you could reuse or adapt in your answer.
3. Note the tense needed for each bullet point. What are the clues?



### Top tips

Watch out for 'que hiciste *reciente*' or '*recientemente*' in the bullet points. This will require the whole paragraph to be in the PAST tense.

Describe tu estilo de vida para una revista española. Describe:

- tu estilo de vida en general
- actividades para mantenerse en forma
- una comida reciente con tu familia
- tus intenciones para cambiar tu estilo de vida en el futuro.

Escribe aproximadamente 90 palabras en español. Responde a todos los aspectos de la pregunta.



### Top tips

Remember that '*tu*' and '*tus*' in the question will need to change to '*mi*' and '*mis*' in your answer.



## B. Planning your answer

**Top tips**

Always make a quick plan before you start to write. Include verbs in the right tenses, key vocabulary, at least two opinions and some connectives to extend your sentences.

Work with a partner to plan the ingredients for each bullet point from the exam question above, using this grid:

<p><b>Tu estilo de vida en general</b></p>	<p><b>Actividades para mantenerse en forma</b></p>
<p><b>Una comida reciente con tu familia</b></p>	<p><b>Tus intenciones para cambiar tu estilo de vida en el futuro</b></p>


**Top tips**

Always cover all four bullet points to maximise your marks. If you're not sure what a bullet point means, adapt the language in the question itself and at least give an opinion.

For example: '*me gusta mi estilo de vida en general porque está bien*' allows you to tick that bullet point even if you aren't sure what '*estilo de vida*' means.

C. Group writing

1. Work in a group of four and allocate one of the bullet points above to each person. Agree a time limit to each write between 20-25 words on your allocated bullet point.

 **Top tips**  
 Stick roughly to the word count. You won't get more marks for writing more than 90 words in total. In fact, writing more often leads to more mistakes and lower marks!

.....


.....

.....

.....


.....

2. Pass the work round your group in a clockwise direction and give everyone time to correct or improve each other's paragraphs. Who did the best job and why?

 **Top tips**  
 Play to your strengths. All four bullet points must be covered, but there's no need to write an equal amount on each one, as long as the total is roughly 90 words.

D. Assess your group writing

Lay out the four paragraphs that you've written as a group so you can all read them and assess them as one complete answer to the question from exercise A.

 **Top tips**  
 Are the sentences clear? Do they make sense? There are 10 marks for the content of the 90 word task.





Here's a grid to help you assess the content of your group writing and see how to get more marks.

- Which row best describes what you've written?
- Would you give it the higher mark or the lower mark in that row and why?

Marks	Content
9-10	A very good answer covering all parts of the task. All four bullet points covered. A lot of information communicated clearly. Two opinions given.
7-8	A good answer covering all parts of the task. All four bullet points covered. Quite a lot of information communicated clearly, but perhaps with the occasional problem in getting the message across. Two opinions given.
5-6	A reasonable response covering almost all parts of the task. Three bullet points covered. Some information communicated clearly, but also some problems in getting the message across. One opinion given.
3-4	A basic response covering some parts of the task. Two bullet points covered. Little information communicated clearly and sometimes the sentences don't make sense. One opinion given.
1-2	A limited response covering some parts of the task. One bullet point covered. Very little information communicated clearly and often sentences don't make sense. No opinions given.
0	Nothing much communicated.

What did you do well?

.....  
.....

What could you improve next time?

.....  
.....

E. Quality language

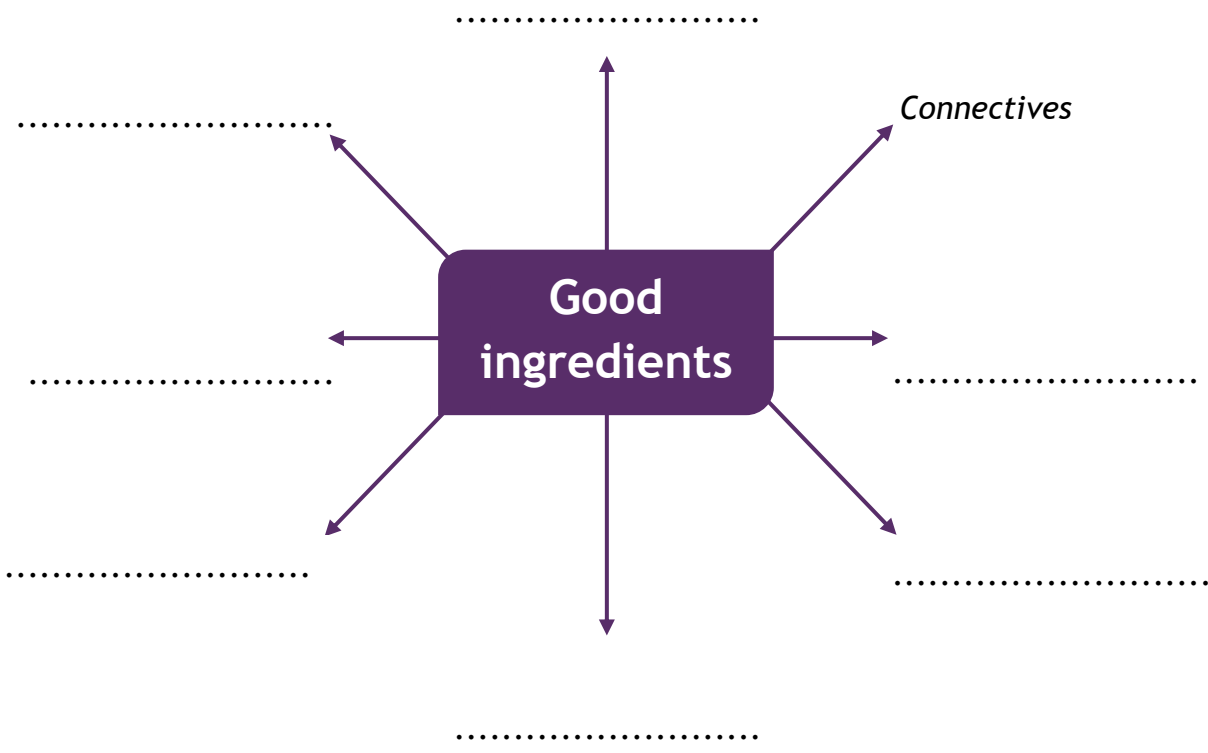
As well as 10 marks for content, there are six marks available for the quality of the language you use.



**Top tips**

You must use three time frames to get the best marks for your quality of language - referring clearly to past, present and future events.

1. What good ingredients or complex structures could you include in your writing to get more marks? Work with a partner to come up with as many ideas as possible.





2. Read this sample answer on the topic of school and underline the complex structures. What could you adapt or reuse in your own work?

Voy a un colegio mixto en el que hay unos mil alumnos. En mi opinión, los profesores son demasiado estrictos, pero algunos son bastante buenos. Por desgracia, no me gustan las clases de inglés porque me parecen aburridas, aunque sé que son útiles.

Ayer, durante la hora de la comida, comí y luego jugué al tenis con amigos. Me gustó porque ganamos.

El próximo año, me gustaría hacer el bachillerato y espero aprender italiano y alemán porque me encantan las lenguas y quiero trabajar en el extranjero.

3. Look back at your group writing and use the checklist below to help you judge the quality of the language.

- Have you used a variety of vocabulary that is relevant to the task?
- Have you attempted some complex structures in your sentences?
- Have you used three tenses successfully?
- Have you checked your sentences for mistakes?
- Is the meaning of what you've written always clear?

4. What would you like to change? Re-write the weakest paragraph to improve the language quality, adding more good ingredients and complex structures.

.....

.....

.....

.....

.....



## Exam practice

**Top tips**

You have a choice of two tasks for this question. Make sure you choose the one where you understand the most bullet points and are most confident with the topic.

1. Answer **either** question A or B. Plan your answer first using the grid provided.

**A. Tu amigo te preguntó sobre tu trabajo en un correo electrónico.**

Describe:

- tu trabajo
- qué piensas de tu trabajo
- lo que hiciste el fin de semana pasado después del trabajo
- lo que quieres hacer en el futuro.

Escribe aproximadamente 90 palabras en español. Responde a todos los aspectos de la pregunta.

(16 marks)

or

**B. Describe tus vacaciones para un blog.**

Describe:

- el alojamiento
- el transporte
- tu opinión sobre las vacaciones
- lo que harás este verano.

Escribe aproximadamente 90 palabras en español. Responde a todos los aspectos de la pregunta.

(16 marks)

**Top tips**

Don't try to write answers to both task choices as you won't have time to write both well. Plan first so that you are sure that you have plenty to say for the question you choose.



**Plan**


**Write**

.....

.....

.....

.....

.....

.....

.....

.....

.....

.....

.....

.....

.....

.....

.....

.....

.....

.....

.....

.....

.....

.....

.....

.....



2. Answer **either** question C **or** D. Plan your answer first using the grid provided.



### Top tips

Structure your answer, writing one paragraph for each bullet point. Tick each bullet point off as you cover it.

#### C. Describe tus pasatiempos para tu blog.

Describe:

- tus pasatiempos y con qué frecuencia los haces
- lo que te gusta y lo que no te gusta
- lo que hiciste el fin de semana pasado
- lo que vas a hacer esta tarde.

Escribe aproximadamente 90 palabras en español. Responde a todos los aspectos de la pregunta.

(16 marks)

or

#### D. Describe tu ciudad para un sitio web.

Describe:

- tu ciudad
- tu opinión de tu ciudad
- lo que hiciste en la ciudad el fin de semana pasado
- lo que vas a hacer en la ciudad este fin de semana.

Escribe aproximadamente 90 palabras en español. Responde a todos los aspectos de la pregunta.

(16 marks)



### Top tips

Make time to read through your answer and check for errors. Remember to check spellings, gender and accents - especially of words that appear in the question itself!



**Plan**


**Write**

.....

.....

.....

.....

.....

.....

.....

.....

.....

.....

.....

.....

.....

.....

.....

.....

.....

.....

.....

.....

.....

.....



Reflect and review

What have you learnt about tackling the 90 word task? Take this mini-quiz and find out.

A. Circle the correct answer

- 1. How many bullet points do you have to cover? 3 / 4 / 5
- 2. How many marks can you get for the content? 10 / 12 / 16
- 3. How many marks are available for the quality of the language? 4 / 5 / 6
- 4. How many opinions must you include (at least)? 1 / 2 / 3

B. True or false?

- 1. Write your answer to match the task, making it look like a blog or article in its layout.
- 2. Choose which of the bullet points you want to write about.
- 3. You'll have a choice of two questions on different topics.
- 4. You must use three time frames to get the best marks for this question.
- 5. You must write about 20-25 words on each bullet point.
- 6. The more you write, the better your chance of getting a good mark.
- 7. Take time to plan your answer before you start writing.
- 8. You must not reuse any of the Spanish words from the question.

C. Note to myself

Based on what you've learnt so far, what advice would you give your future self in order to improve your performance on this question?

.....

.....

.....

.....

.....





## Answers

## Getting started - pages 62-67

A.

Past			
I played	<i>jugué</i>	we played	<i>jugamos</i>
I ate	<i>comí</i>	we ate	<i>comimos</i>
I did/made	<i>hice</i>	we did	<i>hicimos</i>
I visited	<i>visité</i>	we visited	<i>visitamos</i>
I went	<i>fui</i>	we went	<i>fuimos</i>

Present			
I am	<i>soy</i>	we are	<i>somos</i>
I have	<i>tengo</i>	we have	<i>tenemos</i>
I drink	<i>bebo</i>	we drink	<i>bebemos</i>
I watch	<i>miro</i>	we watch	<i>miramos</i>
I can	<i>puedo</i>	we can	<i>podemos</i>

Near future			
I'm going to work	<i>voy a trabajar</i>	we are going to work	<i>vamos a trabajar</i>
I'm going to travel	<i>voy a viajar</i>	we are going to travel	<i>vamos a viajar</i>
I'm going to live	<i>voy a vivir</i>	we are going to live	<i>vamos a vivir</i>
I'm going to stay	<i>voy a quedarme</i>	we are going to stay	<i>vamos a quedarnos</i>
I'm going to buy	<i>voy a comprar</i>	we are going to buy	<i>vamos a comprar</i>

B.

1 = g	2 = i	3 = h	4 = j	5 = e	6 = b	7 = f	8 = d	9 = c	10 = a
-------	-------	-------	-------	-------	-------	-------	-------	-------	--------



## C. Suggested answers

	Past	Present	Future or conditional
Positive opinions	Fue (+ <i>positive adjective</i> )	Es (+ <i>positive adjective</i> )	Será / Sería / Va a ser (+ <i>positive adjective</i> )
	Me gustó (mucho)	Me gusta (más)	Me va a gustar
	Me encantó	Me encanta	Me gustaría (mucho)
	Lo encontré / Me pareció (+ <i>positive adjective</i> )	Prefiero	Me va a encantar Me encantaría
Negative opinions	Fue (+ <i>negative adjective</i> )	Es (+ <i>negative adjective</i> )	Será / Sería / Va a ser (+ <i>negative adjective</i> )
	No fue (+ <i>positive adjective</i> )	No es (+ <i>positive adjective</i> )	No será / No sería / No va a ser (+ <i>positive adjective</i> )
	No me gustó	No me gusta	No me va a gustar
	Odié	Odio / No soporto	

## D.

1. En el futuro, espero trabajar en una oficina.
2. El próximo año, me gustaría probar un nuevo deporte.
3. Tengo que comer menos chocolate. No es muy sano.
4. Debería reciclar más, pero a veces soy un poco perezosa.
5. Un día podría jugar al fútbol para Inglaterra.
6. Me gustaría hacer trabajo voluntario el sábado.
7. Quiero ser médico/a o enfermero/a.
8. Puedo ir a España todos los años porque mi tía tiene una casa en Madrid.



---

## Tackling the question - pages 68-73

---

A.

1. Lifestyle / healthy and unhealthy living.
2. Students could adapt the bullet points as follows: *mi estilo de vida en general; para mantenerme en forma, yo ... ; con mi familia; en el futuro, para cambiar mi estilo de vida, yo ...* .
3. Present; present; past; future or conditional.

E.

1. Possible good ingredients and complex structures could include: different tenses and time markers; different persons of the verb; intensifiers; connectives; comparatives and superlatives; negatives; synonyms for different positive and negative opinions; adjectives and adverbs; infinitive constructions (two verbs together); subordinate clauses; relative pronouns.

---

## Exam practice - pages 74-77

---

### Suggested answers

A.

Trabajo como camarero/a en un gran restaurante de la ciudad llamado Castello's. En mi opinión, mi trabajo es útil porque puedo aprender mucho, especialmente en la cocina, donde veo a los chefs. Por otra parte, tengo que trabajar todos los fines de semana y, por desgracia, me parece que el sueldo no es muy bueno. El sábado pasado, después de terminar de trabajar, fui con mi novio/a a una fiesta. Fue muy divertido, pero yo estaba muy cansado/a el domingo por la mañana. En el futuro, creo que me gustaría ser chef y tendré mi propio restaurante.

B.

Estamos en España de vacaciones ahora mismo. Estoy aquí con mi madre, mi hermana y mi padre. Nos quedamos en un hotel que me gusta porque es antiguo y súper grande. La semana pasada llegamos en avión y el vuelo fue bastante rápido. Normalmente voy de vacaciones y me gusta mucho, pero, en la parte negativa, puede ser costoso si comes demasiado en restaurantes. No sé qué voy a hacer más adelante este verano, podría quedarme en la casa de mis abuelos. Podría ser relajante pero quizás un poco aburrido.



C.

Mi pasatiempo favorito es el rugby porque me encanta jugar con mis amigos. A menudo lo juego los fines de semana, pero a veces hay un gran partido entre mi instituto y otra escuela. No me gusta mucho el fútbol, aunque a veces es divertido, creo que no es tan interesante como el rugby. El fin de semana pasado fui al cine con mi novia y vimos una película de terror que fue divertida. Esta noche voy a quedarme en casa; voy a cocinar con mi hermano y creo que será divertido.

D.

Vivo en Bath, que es bonita y muy antigua. Me encanta mi ciudad, especialmente el centro comercial, donde hay un gran cine. En mi opinión, es más cara que Bristol pero es más divertida. El fin de semana pasado fui al centro con mis amigos y compré ropa para una fiesta de cumpleaños. Compré unos vaqueros y unas botas negras que me encantan. Este fin de semana volveremos a la ciudad y espero ir al cine. Nos gustaría ver una comedia que sea divertida.

### Reflect and review - page 78

A.

1. 4
2. 10
3. 6
4. 2

B.

1. False
2. False
3. True
4. True
5. False
6. False
7. True
8. False



# 150 word task

## Getting started

### A. Showing off your tenses



#### Top tips

Show off a range of different tenses for this question, whether the task mentions time frames or not. Be accurate with verbs and tenses to maximise your marks.

1. Look at the table below and complete the missing tense forms.

Preterite tense	Imperfect tense	Present tense	Simple future tense	Conditional tense
hice			haré	
		voy		iría
	trabajaba		trabajaré	
pude	podía			
		tengo que		tendría que
quise		quiero	querré	
	miraba			
	comía			comería

2. Check the answers on page 101 and use the English version of the grid on that same page to quiz a partner. For example, say: *Como se dice 'I could' en español?*

**Top tips**

Look for patterns and exceptions in way the tenses are formed. How can you use what you notice to help you remember the verbs correctly?

- Use a textbook to find out how to form the tenses you are unsure about.
- Now try to memorise the Spanish verbs in each column above.
- Say them out loud then copy them on some rough paper, looking carefully at the spellings and accents.
- Finally, cover the Spanish and try to write out all the verbs, just looking at the English answer grid on page 101.

**Top tips**

Keep revising these tenses every week to make them stick in your long-term memory.

What are you going to do to help you memorise these verbs? Come up with three techniques.

- .....
- .....
- .....



B. Justified opinions



**Top tips**

You must include at least two justified opinions for this question. Always give a reason for your likes and dislikes.

Match up these opinions and reasons on the technology topic to write eight possible sentences. There might be more than one match that makes sense!

Opinion	Reason
Me encanta mi móvil	ya que es muy fácil y práctico.
Me gustan mucho las redes sociales	porque es un poco aburrido.
Odio comprar ropa en línea	que es más para los padres.
Mi sitio preferido es YouTube	y por eso siempre lo llevo conmigo.
No me gusta estar delante de una pantalla demasiado	porque es súper divertido.
Snapchat es fantástico	porque me hace reír.
Odio Facebook,	porque puedo estar en contacto con mi familia en el extranjero.
Prefiero trabajar en el ordenador	ya que es más divertido ir al pueblo.

1. ....
2. ....
3. ....
4. ....
5. ....
6. ....
7. ....
8. ....



Now translate the sentences you've made into English.

1. ....
2. ....
3. ....
4. ....
5. ....
6. ....
7. ....
8. ....

C. Constructing complex sentences



**Top tips**

Create a toolkit of phrases that can help you construct complex sentences on any topic. Here are a few ideas to get you started.

Translate the Spanish sentences into English, then adapt the complex structures used to translate the English sentences into Spanish.

**1. Comparatives using 'más/menos/tan ... como' and superlatives using 'el/la/los más'.**

a. Me llevo bien con mis padres pero mi padre es menos comprensivo que mi madre.

.....  
 .....

b. I don't get on well with my grandparents but my grandmother is more affectionate than my granddad.

.....  
 .....

c. Mi hermano es el niño más pesado del mundo.

.....  
 .....





d. My best friend is the most intelligent girl in the class.

.....  
.....

**2. 'If' sentences with a future tense.**

a. Si tengo tiempo, me voy a hacer voluntario con las personas sin hogar.

.....  
.....

b. If I have the money, I will give fifty euros to a charity.

.....  
.....

c. Si me hago rico, compartiré mi dinero con los pobres.

.....  
.....

d. If I become rich, I will buy food for homeless people.

.....  
.....

**3. 'When' sentences with the imperfect plus the present tense.**

a. Cuando era joven, no llevaba gafas, pero ahora tengo que llevar gafas todo el tiempo.

.....  
.....

b. When I was young, I didn't use to eat vegetables, but now I love them.

.....  
.....

c. Hace unos años, en mi pueblo no había ningún restaurante, pero ahora hay cinco.

.....  
.....



d. Ten years ago, there wasn't any recycling in my school, but now we recycle everything.

.....  
.....

**4. Subjunctive sentences with set expressions.**

a. Es necesario que hagamos más por el medio ambiente.

.....  
.....

b. It's necessary that we make an effort to reduce pollution.

.....  
.....

c. Por muy lento que sea, voy a pie a la universidad en lugar de tomar el autobús.

.....  
.....

d. As expensive as it may be, I buy organic fruit if possible.

.....  
.....

**Tackling the question****Top tips**

Underline the key words in the question and read it carefully. Be careful not to miss out or misinterpret one of the bullet points and make sure your answer is relevant.

**A. Planning your answer**

1. Look at this example question and underline the key words.

Escribes un blog sobre juventud y tecnología.

Describe:

- la importancia de la tecnología en tu vida
- las ventajas y desventajas de internet.

2. Work with a partner to plan the ingredients for each bullet point, using this grid:

La importancia de la tecnología en tu vida.	Las ventajas y desventajas de internet.

**Top tips**

Always plan your paragraphs before writing to make sure you structure your answer logically and avoid repetition.





### C. Assess your paired writing

Lay out the two paragraphs that you've written with your partner so you can both assess the content as one complete answer to the question from task A.



#### Top tips

There are 15 marks for the content of the 150 word task. If you write a lot less than 150 words, you won't be able to communicate 'a lot of relevant information' for top marks.

Here's a grid to help you assess the content of your paired writing and see how to get more marks.

- Which row best describes what you've written?
- Would you give it the lower, middle or higher mark in that row and why?

Marks	Content
13-15	An excellent answer. Both bullet points are covered. A lot of relevant information communicated clearly with lots of detail. At least two opinions with reasons given.
10-12	A very good answer. One or two bullet points covered. A lot of relevant information, mostly communicated clearly, but perhaps with the occasional problem in getting the message across. At least two opinions with reasons given.
7-9	A good answer. One bullet point covered. Quite a lot of relevant information communicated clearly, but also some problems in getting the message across. At least two opinions are given and may have reasons.
4-6	A reasonable answer. One bullet point covered. Some relevant information communicated clearly but sometimes the sentences don't make sense. At least one opinion is given.
1-3	A basic answer. One bullet point covered. A limited amount of relevant information communicated clearly and often sentences don't make sense. An opinion may be given.
0	Nothing relevant communicated.



What did you do well?

.....  
.....

What could you improve next time?

.....  
.....

**D. Extend your language range**

As well as 15 marks for content, there are 12 marks available for the range of the language you use.



**Top tips**

To get the best marks for your range of language, you could show off the different tenses you've learned, along with connectives and other complex structures - not forgetting justified opinions.

- 1. What good ingredients or complex structures could you include in your writing to get more marks? Work with a partner to create a personal checklist.

**My personal checklist**

<input type="checkbox"/>	.....
<input type="checkbox"/>	.....
<input type="checkbox"/>	.....
<input type="checkbox"/>	.....
<input type="checkbox"/>	.....
<input type="checkbox"/>	.....
<input type="checkbox"/>	.....

**Top tips**

Jot down your personal checklist when you plan your answer so you can tick off the good ingredients as you write.

**E. Polish up your work**

As well as 15 marks for content and 12 marks for the range of the language, there are also 5 marks for accuracy.

**Top tips**

Always read through your answer and check verbs and tenses, spellings and genders and adjective agreements.

Underline the common mistakes in the sentences below and then rewrite them correctly. There are two mistakes in each sentence.

1. Para mi madre's cumpleaños, hize una tarta deliciosa.

.....

2. En Navidad comemos en un restaurante y estuve genial.

.....

3. Prefero celebrar mi cumpleaños con mis amigos más que mi familia.

.....

4. Cada año celebremos el Eid comiendo dulces y dando regalo.

.....

5. Cuando llegue a Málaga, no hacía mucho calor y está lloviendo.

.....



## Exam practice

**Top tips**

You have a choice of two tasks for this question. Make sure you choose one where you understand the bullet points and are most confident with the topic.

1. Answer **either** question A or B. Plan your answer first using the grid provided.

**A. Escribes un artículo sobre tu reciente visita a España durante un intercambio escolar.**

Describe:

- tus impresiones y opiniones de la visita
- la ciudad de España comparada con tu ciudad.

Escribe unas 150 palabras en español. Responde a los dos aspectos de la pregunta.  
(32 marks)

or

**B. Escribes un artículo sobre música y conciertos.**

Describe:

- un concierto al que fuiste recientemente
- las ventajas o desventajas de ver un concierto en vivo.

Escribe unas 150 palabras en español. Responde a los dos aspectos de la pregunta.  
(32 marks)







**Top tips**

You must cover both bullet points, but you don't have to write the same amount of words on each.

2. Answer **either** question C or D. Plan your answer first using the grid provided.

**C. Escribes un artículo sobre el medio ambiente.**

Describe:

- el medio ambiente en tu zona
- acciones que se pueden hacer para ayudar al medio ambiente.

Escribe unas 150 palabras en español. Responde a los dos aspectos de la pregunta.

(32 marks)

or

**D. Escribes un artículo sobre las personas sin hogar.**

Describe:

- la situación de las personas sin hogar en la ciudad
- oportunidades de ser voluntario para ayudar a otros.

Escribe unas 150 palabras en español. Responde a los dos aspectos de la pregunta.

(32 marks)







## Reflect and review

What have you learnt about tackling the 150 word task? Take this mini-quiz and find out.

### A. Circle the correct answer

1. How many bullet points do you have to cover? 2 / 3 / 4
2. How many marks can you get for the content? 10 / 12 / 15
3. How many marks are available for the range of language? 10 / 12 / 15
4. How many marks can you get for accuracy? 5 / 6 / 8

### B. True or false?

1. Including different tenses in your answer will help you get the best marks.
2. Choose which of the bullet points you want to write about.
3. You'll have a choice of two questions on different topics.
4. You must include at least two opinions with reasons in your answer.
5. You must write the same amount on each bullet point.
6. The more you write, the better your chance of getting a good mark.
7. Take time to plan your answer before you start writing.
8. You should use some complex structures accurately to get the best marks.

### C. Note to myself

Based on what you've learnt so far, what advice would you give your future self in order to improve your performance on this question?

.....

.....

.....

## Answers

## Getting started - pages 83-88

A.

1.

Preterite tense	Imperfect tense	Present tense	Simple future tense	Conditional tense
hice	hacía	hago	haré	haría
fui	iba	voy	iré	iría
trabajé	trabajaba	trabajo	trabajaré	trabajaría
pude	podía	puedo	podré	podría
tuve que	tenía que	tengo que	tendré que	tendría que
quise	quería	quiero	querré	querría
miré	miraba	miro	miraré	miraría
comí	comía	como	comeré	comería

2.

Preterite tense	Imperfect tense	Present tense	Simple future tense	Conditional tense
I made/did	I used to make/do <i>or</i> I was making/doing	I make/do	I will make/do	I would make/do
I went	I used to go <i>or</i> I was going	I go	I will go	I would go
I worked	I used to work <i>or</i> I was working	I work	I will work	I would work
I have been able to	I used to be able to <i>or</i> I was able to ( <i>or</i> I could - used in the past)	I can	I will be able to	I could
I (have) had to	I used to have to <i>or</i> I had to	I must	I will have to	I should
I (have) wanted	I used to want <i>or</i> I wanted	I want	I will want to	I would like
I watched	I used to watch <i>or</i> I was watching	I watch	I will watch	I would watch
I ate	I used to eat <i>or</i> I was eating	I eat	I will eat	I would eat

B.

### Suggested sentences

1. Me encanta mi móvil y por eso siempre lo llevo conmigo.
2. Me gustan mucho las redes sociales porque puedo estar en contacto con mi familia en el extranjero.
3. Odio comprar ropa en línea ya que es más divertido ir al pueblo.
4. Mi sitio preferido es YouTube porque me hace reír.
5. No me gusta estar delante de una pantalla demasiado porque es un poco aburrido.
6. Snapchat es fantástico porque es realmente divertido.
7. Odio Facebook, que es más para los padres.
8. Prefiero trabajar en el ordenador ya que es muy fácil y práctico.

### Suggested translations

1. I love my phone and that's why I always carry it with me.
2. I like social media sites a lot because I can stay in touch with my family abroad.
3. I hate buying clothes on line as it's more fun to go into town.
4. My favourite site is YouTube because it makes me laugh.
5. I don't like being in front of a screen too much because it's a bit boring.
6. Snapchat is brilliant because it's really fun.
7. I loathe Facebook, which is more for parents.
8. I prefer to work on my computer since it's so easy and practical.

C.

1.
  - a. I get on well with my parents but my dad is less understanding than my mum.
  - b. No me llevo bien con mis abuelos, pero mi abuela es más cariñosa que mi abuelo.
  - c. My brother is the most annoying boy in the world.
  - d. Mi mejor amiga es la chica más inteligente de la clase.



2.
  - a. If I have time, I will become a volunteer with the homeless.
  - b. Si tengo dinero, daré 50 euros a una organización benéfica.
  - c. If I become rich, I will share my money with poor people.
  - d. Si me hago rico, compraré comida para los sin techo.
  
3.
  - a. When I was young, I didn't use to wear glasses, but now I have to wear glasses all the time.
  - b. Cuando era joven, no comía verduras, pero ahora me gustan.
  - c. Some years ago, there weren't any restaurants in my town, but there are five now.
  - d. Hace diez años, no había nada de reciclaje en mi escuela, pero ahora reciclamos todo.
  
4.
  - a. It's necessary that we do more for the environment.
  - b. Es necesario que hagamos un esfuerzo para reducir la contaminación.
  - c. As slow as it may be, I walk to school instead of taking the bus.
  - d. Por muy caro que sea, compro fruta ecológica si es posible.

### Tackling the question - pages 89-93

---

#### D.

A checklist might include any of the following, among other possibilities:

- Past tenses
- Present tense
- Future tenses
- Conditional tense
- Connectives
- Opinions and reasons
- Negatives
- Subordinate clauses
- Infinitive constructions
- Comparatives and superlatives
- 'If' sentences
- 'When' sentences
- Subjunctive with set expressions
- Object pronouns

## E.

1. Para mi madre's cumpleaños, hize una tarta deliciosa.  
Para el cumpleaños de mi madre, hice una tarta deliciosa.
2. En Navidad comemos en un restaurante y estuve genial.  
En Navidad comimos en un restaurante y estuvo genial.
3. Prefero celebrar mi cumpleaños con mis amigos más que mi famillia.  
Prefiero celebrar mis cumpleaños con mis amigos más que mi familia.
4. Cada año celebremos el Eid comiendo dulces y dando regalo\_.  
Cada año celebramos el Eid comiendo dulces y dando regalos.
5. Cuando llegue a Málaga, no hacía mucho calor y está lloviendo.  
Cuando llegué a Málaga, no hacía mucho calor y estaba lloviendo.

**Exam practice - pages 94-99**

## A. Suggested answer

Debo admitir que al comienzo de mi visita, estaba muy nervioso porque nunca había ido al extranjero, pero después de unas horas me sentí mejor porque la familia española me pareció muy agradable. En su casa tenía mi propia habitación y me gustaba porque en casa, en Inglaterra, tengo que compartirla con mi hermana pequeña. El fin de semana me pareció particularmente divertido porque pude quedar con mis amigas inglesas pero también conocí a muchos chicos y chicas españoles. En España salen hasta más tarde que en Inglaterra y eso me sorprendió.

El pueblo de España en la que me alojé es en realidad bastante parecido a mi pueblo de Inglaterra porque los dos son pequeños y están en el campo, así que me sentí cómodo. Prefiero mi ciudad porque hay más tiendas, pero en general, no hay muchas diferencias. Quizás cuando tenga más dinero, regresaré a España para visitar a mi amigo de intercambio y mejorar el español.

## B. Suggested answer

Hace dos meses, fui a un concierto con mi madre porque era su cumpleaños y mi madre quería celebrarlo conmigo. Vimos Take That live porque a mi mamá le encantan y tiene todos sus discos. El concierto fue en un estadio. Había muchísima gente allí. Aunque me divertí bastante, Take That no es mi grupo favorito. Si tuviera la opción, iría a ver a Little Mix porque me gustan mucho sus canciones.

Ver conciertos en vivo es mucho mejor que verlos en la televisión porque el ambiente es fantástico y puedes bailar y cantar muy alto. También creo que es bueno ver a los cantantes famosos en persona, ya que es más emocionante. La próxima vez que vaya a un concierto, preferiría ir con amigos antes que con mi madre, porque mi madre,

aunque siempre está de buen humor, no es tan divertida como mis amigos y yo. Lo pasaré mejor con ellos.

### C. Suggested answer

Debo admitir que mi ciudad no es particularmente ecológica y no me gusta porque deberíamos hacer más para proteger el medio ambiente. A menudo hay basura en las calles porque las papeleras no se vacían con la suficiente frecuencia. Hay muchas luces en el centro de la ciudad, que son bastante caras y consumen mucha electricidad. Proteger el medio ambiente es muy importante, por lo que, cuando estamos en casa, intentamos apagar las luces y separar la basura.

En la ciudad a la que me fui de intercambio en España el próximo verano instalarán paneles solares en algunos edificios. Es una gran idea. Aquí podríamos tener más contenedores en las calles de la ciudad y, en mi opinión, podríamos tener menos luces en Navidad. Si el transporte público fuera más barato, también podríamos intentar tomar el autobús o el tren en lugar de usar el automóvil.

### D. Suggested answer

Me encanta mi ciudad, pero por desgracia hay muchas personas sin hogar que necesitan ayuda. No sé exactamente qué podemos hacer para mejorar la situación, pero sería mejor si creamos un centro donde las personas sin techo puedan tener acceso a comida y cama sin tener que pagar. Si hacemos un centro para personas sin hogar, podríamos atraer voluntarios para trabajar allí.

Hace un año comencé a trabajar como voluntario. Trabajo todos los fines de semana en una residencia de ancianos y trabajaré varios días en Navidad. Me encanta mi trabajo porque sé que de verdad puedo ayudar y tal vez cuando termine mis exámenes haré algo así, pero creo que deberíamos tener más voluntarios. Por ahora no hay oportunidades para ser voluntario con las personas sin hogar en mi ciudad, pero si siempre trato de darles algo de dinero.

## Relect and review - page 100

### A.

- 2
- 15
- 12
- 5

### B.

- |          |          |
|----------|----------|
| 1. True  | 5. False |
| 2. False | 6. False |
| 3. True  | 7. True  |
| 4. True  | 8. True  |



# Translation passage

## Getting started

### A. Right person, right tense



#### Top tips

You must use the right person of the verb and the correct tense in order to get the message translated.

Translate the following verb phrases into Spanish - there are a range of tenses.

Inglés	Español
1. I did	
2. I spent	
3. We went	
4. We ate	
5. It was	
6. I received	
7. My friends prefer	
8. I would like	
9. I forgot	
10. He plays	
11. I invited	
12. My mum prepared	
13. I will do	
14. We will stay	



- Check your answers on page 117.
- If you found this tricky, you need to start by revising common verbs in different tenses. Go back to the ‘verbs in three tenses’ exercise on page 62 and make sure you’ve learnt them thoroughly.
- Try creating your own list of common verbs to learn in key tenses, especially irregular past participles.



**Top tips**

Make sure you understand how to form each tense. Look in your textbook or exercise book for grammar notes or use a website like [www.languagesonline.org.uk](http://www.languagesonline.org.uk) to make sure you can conjugate with confidence.

What are you going to do to help you improve your translation of verbs and tenses? Come up with three techniques.

- .....
- .....
- .....

**B. Just in time**

Time phrases are nearly always needed for translation. Write the Spanish for these common time phrases.

Inglés	Español
1. last Saturday	
2. yesterday morning	
3. this year	
4. tomorrow afternoon	
5. next Sunday	
6. next month	
7. last summer	
8. last night	
9. in the past	
10. two years ago	
11. the day after tomorrow	
12. every year	

**Top tips**

Learn these time phrases carefully. You can find more examples of these kinds of time phrases on page 47.



### C. Common connectives

You're bound to need some key connectives to translate a paragraph into Spanish. Translate the following words and phrases.

1. firstly	
2. then	
3. next	
4. afterwards	
5. generally	
6. therefore/so	
7. since	
8. because	
9. when	
10. where	
11. or	
12. if	
13. finally	
14. however	
15. especially	
16. in fact	





Tackling the question



Top tips

There are 6 marks for communicating the key messages and 6 marks for good grammar on this translation question.

A. Lost in translation?

Work with a partner to translate the following sentences, making sure you communicate the key messages. We've divided the sentences into 13 key messages as that is how the examiners mark this task.

Inglés	Español	✓
1. I get on		
2. very well		
3. with my brother.		
4. Last year		
5. we went		
6. to Spain together.		
7. We swam in the sea		
8. and we ate		
9. in lots of restaurants.		
10. Next summer		
11. I would like to stay		
12. at home because		
13. it was really expensive.		



**Top tips**

Check you've translated every aspect of the sentences and that nothing gets lost in translation. This doesn't mean you have to translate them word for word though!

**B. Swap and feed back**

Swap sheets with another pair of students. Look at the answers on page 118 and give one tick for each key message that's correctly translated.

**Top tips**

Ignore any little mistakes for now, such as missing adjective agreements, wrong gender of nouns or missing accents. Are the verbs and tenses right? Have the key messages been translated?

Here's how to convert the number of ticks you have to a mark:

Total ticks	Mark
13	6
11-12	5
8-10	4
5-7	3
3-4	2
1-2	1
0	0

**Top tips**

Even if you think you can't translate the whole sentence, always have a go as you can pick up marks for each little section that gets the message across.



C. Spot the mistakes

For the translation task there are also six marks for your grammatical knowledge of language and structures, and how accurate your Spanish translation is.

Underline and explain all the mistakes you can find in these Spanish translations.



**Top tips**

Check spellings, genders, accents and little words like articles and prepositions, as well as the all-important verbs and tenses.

1. To keep fit I do dance twice a week.  
*Para mantener en forma, bailo dos veces para semana.*
2. Recently I invited my friends to the park as well.  
*Reciente invité a mis amigos a la parque tambien.*
3. We played football but afterwards we ate too many chips.  
*Jugamos a fútbol pero después comemos demasiado patatas fritas.*
4. To celebrate my birthday my dad made a big cake.  
*Por celebrar mi cumpleaños, mi padre hiso un pastel grande.*
5. It was delicious; however, I'm going to eat more healthily this year.  
*Es riquísimo; sin embargo, voy a comer mas sano esta año.*

D. Correct the mistakes

Now try to translate the sentences more accurately.

1. To keep fit I do dance twice a week.  
.....
2. Recently I invited my friends to the park as well.  
.....
3. We played football but afterwards we ate too many chips!  
.....
4. To celebrate my birthday my dad made a big cake.  
.....
5. It was delicious; however, I'm going to eat more healthily this year.  
.....



Exam practice

A. Translate the following passage into Spanish.

I have a large family and two cats. Yesterday I did my homework on the computer and played games. At the weekend I will go into town and play tennis with my friend. I love playing tennis although I do not like football, especially when it is cold.

.....  
.....  
.....  
.....  
.....



Top tips

Look at the suggested answers on page 119, then cover up your first try and have another go. Can you improve your translation?

.....  
.....  
.....  
.....  
.....

B. Translate the following passage into Spanish.

In school my favourite subject is English because it is interesting and I love reading. However, I don't like maths because the lessons are too boring. Yesterday during lunchbreak, I played piano with my music teacher. On Friday we will have a music concert in school for the parents. I love music.

.....  
.....  
.....  
.....  
.....



**Top tips**

Swap translations with a partner and try to spot any mistakes. Have another go at task B below.

.....  
.....  
.....  
.....  
.....

**C. Translate the following passage into Spanish.**

I live in a terraced house and I have a big bedroom, but I have to share it with my sister. I have a dog and after school I take him out for a walk. Yesterday it was too cold, so I stayed at home and tidied my room. I love animals and in the future I would like to be a vet.

.....  
.....  
.....  
.....  
.....

**D. Translate the following passage into Spanish.**

I am environmentally friendly and I turn off the lights when I leave the room. I have a younger brother and an older sister. Yesterday we went to the cinema and watched a horror film. It was good although it was a bit scary. Tomorrow I would like to go bowling with my sister and go to McDonald's.

.....  
.....  
.....  
.....  
.....



**Top tips**

Check your spellings, agreements and accents. Look at the suggested answers on page 120, then cover up your first try and have another go at task C or D.

.....

.....

.....

.....

.....



Reflect and review

What have you learnt about tackling the translation passage? Take this mini-quiz and find out.

A. Circle the correct answer

1. How many sections will the paragraph be divided into for marking? 6 / 10 / 13
2. How many marks can you get for communicating the key messages? 5 / 6 / 10
3. How many marks are available for grammar and accuracy? 6 / 8 / 10

B. True or false?

- |  |  |
|--|--|
| 1. You should translate every single word, one word at a time.               |  |
| 2. If you don't know a word, write it in English.                            |  |
| 3. You can get marks even if you only translate part of a sentence.          |  |
| 4. You will lose marks if you get the tense wrong.                           |  |
| 5. If you don't know a word, leave a blank space.                            |  |
| 6. Spellings and accents won't affect your marks.                            |  |
| 7. There is usually more than one way to translate most sentences correctly. |  |
| 8. Always read through your answer to check for mistakes.                    |  |

C. Note to myself

Based on what you've learnt so far, what advice would you give your future self in order to improve your performance on this question?

.....

.....

.....

.....

.....



## Answers

## Getting started - pages 106-109

A.

Inglés	Español	Inglés	Español
1. I did	Hice	8. I would like	Me gustaría / Quisiera
2. I spent	Pasé	9. I forgot	Olvidé
3. We went	Fuimos	10. He plays	Juega
4. We ate	Comimos	11. I invited	Invité
5. It was	Fue	12. My mum prepared	Mi madre preparó
6. I received	Recibí	13. I will do	Haré / Voy a hacer
7. My friends prefer	Mis amigos prefieren	14. We will stay	Nos quedaremos / Vamos a quedarnos

B.

Inglés	Español
1. last Saturday	el sábado pasado
2. yesterday morning	ayer por la mañana
3. this year	este año
4. tomorrow afternoon	mañana por la tarde
5. next Sunday	el domingo que viene / el próximo domingo
6. next month	el mes que viene
7. last summer	el verano pasado
8. last night	anoche
9. in the past	en el pasado
10. two years ago	hace dos años
11. the day after tomorrow	pasado mañana
12. every year	todos los años / cada año



C.

1. firstly	primero	9. when	cuando
2. then	luego	10. where	donde
3. next	después	11. or	o
4. afterwards	más tarde	12. if	si
5. generally	en general	13. finally	al final
6. therefore/so	por lo tanto	14. however	sin embargo
7. since	ya que	15. especially	sobre todo
8. because	porque	16. in fact	en realidad / de hecho

Tackling the question – pages 110-112

A.

Inglés	Español
1. I get on	Me llevo
2. very well	muy bien
3. with my brother.	con mi hermano.
4. Last year	El año pasado
5. we went	fuimos
6. to Spain together.	a España juntos.
7. We swam in the sea	Nadamos en el mar
8. and we ate	y comimos
9. in lots of restaurants.	en muchos restaurantes.
10. Next summer	El verano que viene
11. I would like to stay	quisiera / me gustaría quedarme
12. at home because	en casa porque
13. it was really expensive.	fue realmente caro.



**C. Errors underlined. See corrected translations below (task D).**

1. To keep fit I do dance twice a week.

*Para mantener\_\_ en forma, bailo dos veces para semana.*

2. Recently I invited my friends to the park as well.

*Recient \_\_ invité a mis amigos a la parque tambien.*

3. We played football but afterwards we ate too many chips.

*Jugamos \_\_ fútbol pero después comemos demasiado patatas fritas.*

4. To celebrate my birthday my dad made a big cake.

*Por celebrar mi cumpleaños, mi padre hizo una pastel grande.*

5. It was delicious; however, I'm going to eat more healthily this year.

*Es delicioso, sin embargo, voy a comer mas sano esta año.*

**D. Suggested answers**

1. Para mantenerme en forma, bailo dos veces por semana.
2. Recientemente invité a mis amigos al parque también.
3. Jugamos al fútbol pero después comimos demasiadas patatas fritas.
4. Para celebrar mi cumpleaños, mi padre hizo un pastel grande.
5. Estaba riquísimo; sin embargo, voy a comer más sano este año.

**Exam practice - pages 113-115****A. Suggested answer**

Tengo una familia grande y dos gatos. Ayer, hice los deberes en el ordenador y jugué. El fin de semana, iré a la ciudad y jugaré al tenis con un amigo. Me gusta jugar al tenis aunque no me gusta el fútbol, especialmente cuando hace frío.

**B. Suggested answer**

En el instituto, mi asignatura favorita es el inglés porque es útil y me encanta leer. Sin embargo, no me gustan las matemáticas porque las clases son demasiado aburridas. Ayer, durante la hora de la comida, toqué el piano con el profesor de música. El viernes tendremos un concierto en el instituto para los padres. Me encanta la música.

**C. Suggested answer**

Vivo en una casa adosada y tengo una habitación grande, pero tengo que compartirla con mi hermana. Tengo un perro y después del instituto lo saco de paseo. Ayer hacía demasiado frío, así que me quedé en casa y ordené mi habitación. Me encantan los animales y en el futuro me gustaría ser veterinario/a.

**D. Suggested answer**

Respeto el medio ambiente y apago las luces cuando salgo de la habitación. Tengo un hermano menor y una hermana mayor. Ayer fuimos al cine y vimos una película de terror. Estuvo bien pero nos dio un poco de miedo. Mañana me gustaría ir a jugar a los bolos con mi hermana y luego ir a McDonald's.

**Reflect and review - page 116****A.**

1. 13
2. 6
3. 6

**B.**

- |          |          |
|----------|----------|
| 1. False | 5. False |
| 2. False | 6. False |
| 3. True  | 7. True  |
| 4. True  | 8. True  |